Sýklalyfjanæmi 2013

Tölur ná yfir tímabilið frá 1.janúar til 31. desember.
Endurteknar ræktanir frá sama einstaklingi eru útilokaðar.
Næmisprófsstaðlar frá EUCAST voru teknir í notkun í mars 2012

Staphylococcus aureus

	2013			2012			Munur milli ára				
Allir stofnar	**R**	**I**	**S**	**R**	**I**	**S**	**R**	**I**	**S**	**Fjöldi 2013**	**Fjöldi 2012**
Penicillin G	87%	0%	13%	86%	0%	14%	1%	0%	-1%	1976	1961
Cefoxitine*	3%	0%	97%	4%	0%	96%	-1%	0%	1%	1976	1965
Erythromycin	9%	<1%	91%	10%	<1%	90%	-1%	<1%	1%	1753	1770
Clindamycin	8%	1%	91%	7%	<1%	93%	1%	<1%	-2%	1752	1770

	2013			2012			Munur milli ára				
Landspítali legudeildir	**R**	**I**	**S**	**R**	**I**	**S**	**R**	**I**	**S**	**Fjöldi 2013**	**Fjöldi 2012**
Penicillin G	88%	0%	12%	85%	0%	15%	3%	0%	-3%	928	910
Cefoxitine*	2%	0%	98%	3%	0%	97%	-1%	0%	1%	928	913
Erythromycin	10%	<1%	90%	11%	<1%	89%	-1%	<1%	1%	836	826
Clindamycin	9%	<1%	91%	9%	<1%	91%	0%	<1%	0%	836	826

	2013			2012			Munur milli ára				
Aðrir	**R**	**I**	**S**	**R**	**I**	**S**	**R**	**I**	**S**	**Fjöldi 2013**	**Fjöldi 2012**
Penicillin G	86%	0%	14%	86%	0%	14%	0%	0%	0%	1048	1051
Cefoxitine*	4%	0%	96%	4%	0%	96%	0%	0%	0%	1048	1052
Erythromycin	9%	<1%	91%	10%	<1%	90%	-1%	<1%	1%	917	944
Clindamycin	7%	1%	92%	7%	<1%	93%	0%	<1%	-1%	916	944

***Lyf notað til að prófa næmi fyrir staphylókokka penisillínum.**

Hlutfall ónæmra stofna (I og R) Staphylococcus aureus

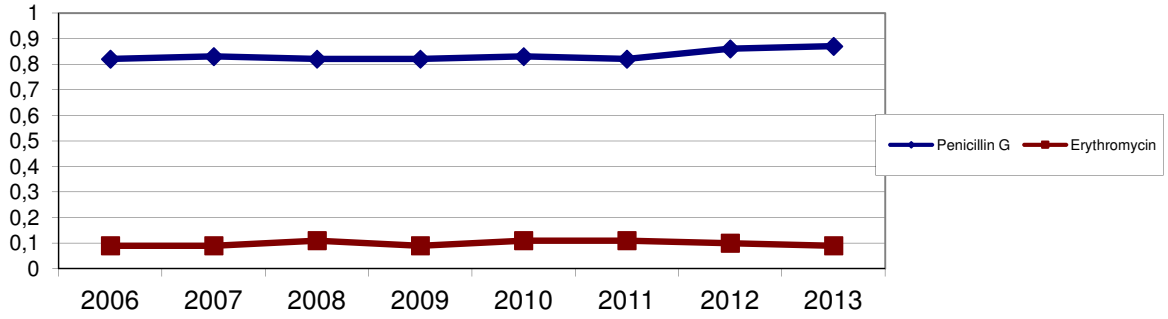

Staphylococcus kóagúlasa neikvæður

Allir stofnar	2013 R	2013 I	2013 S	2012 R	2012 I	2012 S	Munur milli ára R	Munur milli ára I	Munur milli ára S	Fjöldi 2013	Fjöldi 2012
Penicillin G	82%	0%	18%	80%	0%	20%	2%	0%	-2%	1132	1047
Cefoxitine*	28%	0%	72%	30%	0%	70%	-2%	0%	2%	1132	1046
Erythromycin	42%	<1%	58%	45%	<1%	55%	-3%	<1%	3%	552	504
Clindamycin	27%	1%	72%	31%	1%	68%	-4%	0%	4%	552	505

Landspítali legudeildir	2013 R	2013 I	2013 S	2012 R	2012 I	2012 S	Munur milli ára R	Munur milli ára I	Munur milli ára S	Fjöldi 2013	Fjöldi 2012
Penicillin G	84%	0%	16%	81%	0%	19%	3%	0%	-3%	524	496
Cefoxitine*	35%	0%	65%	39%	0%	61%	-4%	0%	4%	524	495
Erythromycin	47%	<1%	53%	47%	1%	52%	0%	<1%	1%	272	270
Clindamycin	33%	1%	66%	38%	1%	61%	-5%	0%	5%	272	270

Aðrir	2013 R	2013 I	2013 S	2012 R	2012 I	2012 S	Munur milli ára R	Munur milli ára I	Munur milli ára S	Fjöldi 2013	Fjöldi 2012
Penicillin G	80%	0%	20%	80%	0%	20%	0%	0%	0%	608	551
Cefoxitine*	22%	0%	78%	23%	0%	77%	-1%	0%	1%	608	551
Erythromycin	36%	0%	64%	42%	0%	57%	-6%	0%	7%	280	234
Clindamycin	20%	2%	78%	24%	<1%	76%	-4%	2%	2%	280	235

***Lyf notað til að prófa næmi fyrir staphylókokka penisillínum.**

Streptococcus pneumoniae

Allir stofnar	2013 R	2013 I	2013 S	2012 R	2012 I	2012 S	Munur milli ára R	Munur milli ára I	Munur milli ára S	Fjöldi 2013	Fjöldi 2012
Penicillin G	1%	24%	75%	7%	27%	66%	-6%	-3%	9%	482	728
Ceftriaxone	1%	3%	97%	0%	2%	98%	1%	1%	-1%	482	724
Tetracycline	25%	1%	74%	33%	<1%	67%	-8%	<1%	7%	484	727
Erythromycin	27%	0%	73%	35%	<1%	65%	-8%	<1%	8%	484	727
Chloramphenicol	1%	0%	99%	1%	0%	99%	0%	0%	0%	484	724
Trimethoprim/sulfamethoxazole	33%	3%	64%	41%	1%	58%	-8%	2%	6%	484	725

Landspítali legudeildir	2013 R	2013 I	2013 S	2012 R	2012 I	2012 S	Munur milli ára R	Munur milli ára I	Munur milli ára S	Fjöldi 2013	Fjöldi 2012
Penicillin G	0%	30%	70%	9%	27%	64%	-9%	3%	6%	100	130
Ceftriaxone	0%	1%	99%	0%	3%	97%	0%	-2%	2%	100	130
Tetracycline	29%	1%	70%	37%	0%	63%	-8%	1%	7%	101	129
Erythromycin	31%	0%	69%	39%	1%	60%	-8%	-1%	9%	101	129
Chloramphenicol	1%	0%	99%	2%	0%	98%	-1%	0%	1%	101	127
Trimethoprim/sulfamethoxazole	34%	4%	62%	42%	1%	57%	-8%	3%	5%	101	128

Aðrir	2013 R	2013 I	2013 S	2012 R	2012 I	2012 S	Munur milli ára R	Munur milli ára I	Munur milli ára S	Fjöldi 2013	Fjöldi 2012
Penicillin G	1%	23%	76%	6%	27%	67%	-5%	-4%	9%	380	598
Ceftriaxone	0%	3%	97%	0%	2%	98%	0%	1%	-1%	380	597
Tetracycline	25%	1%	74%	32%	<1%	68%	-7%	<1%	6%	381	598
Erythromycin	26%	0%	74%	34%	<1%	66%	-8%	<1%	8%	381	598
Chloramphenicol	1%	0%	99%	1%	0%	99%	0%	0%	0%	381	597
Trimethoprim/sulfamethoxazole	33%	2%	65%	39%	2%	58%	-6%	0%	7%	381	597

Hlutfall ónæmra stofna(I og R) Strepococcus pneumoniae

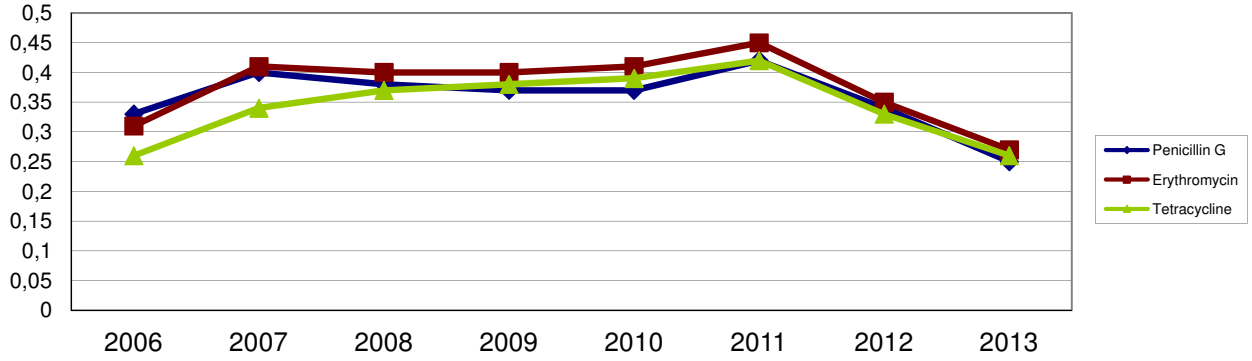

Streptococcus pyogenes

Allir stofnar	2013 R	2013 I	2013 S	2012 R	2012 I	2012 S	Munur milli ára R	Munur milli ára I	Munur milli ára S	Fjöldi 2013	Fjöldi 2012
Penicillin G	0%	0%	100%	0%	0%	100%	0%	0%	0%	390	474
Tetracycline	8%	<1%	92%	12%	0%	88%	-4%	<1%	4%	372	452
Erythromycin	3%	<1%	97%	4%	1%	95%	-1%	<1%	2%	372	452
Clindamycin	3%	<1%	97%	5%	0%	95%	-2%	<1%	2%	371	452

Landspítali legudeildir	2013 R	2013 I	2013 S	2012 R	2012 I	2012 S	Munur milli ára R	Munur milli ára I	Munur milli ára S	Fjöldi 2013	Fjöldi 2012
Penicillin G	0%	0%	100%	0%	0%	100%	0%	0%	0%	71	95
Tetracycline	12%	1%	87%	13%	0%	87%	-1%	1%	0%	70	91
Erythromycin	6%	0%	94%	4%	0%	96%	2%	0%	-2%	70	91
Clindamycin	4%	0%	96%	4%	0%	96%	0%	0%	0%	70	91

Aðrir	2013 R	2013 I	2013 S	2012 R	2012 I	2012 S	Munur milli ára R	Munur milli ára I	Munur milli ára S	Fjöldi 2013	Fjöldi 2012
Penicillin G	0%	0%	100%	0%	0%	100%	0%	0%	0%	318	379
Tetracycline	8%	0%	92%	12%	0%	88%	-4%	0%	4%	301	361
Erythromycin	2%	1%	97%	6%	0%	94%	-4%	0%	3%	301	361
Clindamycin	3%	<1%	97%	3%	1%	96%	0%	<1%	1%	301	361

Hlutfall ónæmra stofna (I og R) Streptococcus pyogenes

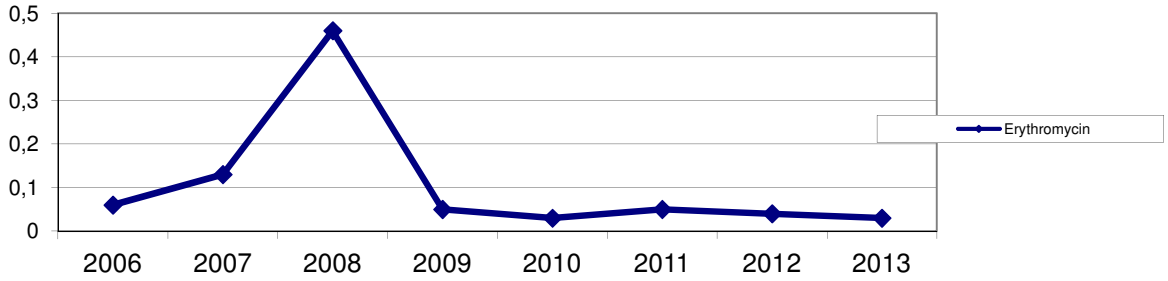

Enterókokkar

Allir stofnar	2013 R	2013 I	2013 S	2012 R	2012 I	2012 S	Munur milli ára R	Munur milli ára I	Munur milli ára S	Fjöldi 2013	Fjöldi 2012
Ampicillin	11%	<1%	89%	10%	0%	90%	1%	<1%	-1%	1218	1115
Gentamicin*	16%	0%	84%	15%	<1%	85%	1%	<1%	-1%	1218	1108
Nitrofurantoin	3%	<1%	97%	5%	<1%	94%	-2%	<1%	3%	1052	951
Vancomycin	<1%	0%	100%	1%	0%	99%	<1%	0%	1%	1218	1115

Landspítali legudeildir	2013 R	2013 I	2013 S	2012 R	2012 I	2012 S	Munur milli ára R	Munur milli ára I	Munur milli ára S	Fjöldi 2013	Fjöldi 2012
Ampicillin	16%	<1%	84%	15%	0%	85%	1%	<1%	-1%	678	596
Gentamicin*	18%	0%	82%	16%	0%	84%	2%	0%	-2%	678	593
Nitrofurantoin	3%	1%	96%	9%	<1	91%	-6%	<1%	5%	547	464
Vancomycin	<1%	0%	100%	1%	0%	99%	<1%	0%	1%	678	596

Landspítali bráðamóttökur, Læknastofur, Heilsugæslur og aðrar sjúkrastofnanir	2013 R	2013 I	2013 S	2012 R	2012 I	2012 S	Munur milli ára R	Munur milli ára I	Munur milli ára S	Fjöldi 2013	Fjöldi 2012
Ampicillin	6%	0%	94%	4%	0%	96%	2%	0%	-2%	461	432
Gentamicin*	13%	0%	87%	13%	0%	83%	0%	0%	4%	461	429
Nitrofurantoin	3%	<1%	97%	2%	<1%	97%	1%	<1%	0%	428	401
Vancomycin	0%	0%	100%	2%	0%	98%	-2%	0%	2%	461	432

Öldrunarstofnanir	2013 R	2013 I	2013 S	2012 R	2012 I	2012 S	Munur milli ára R	Munur milli ára I	Munur milli ára S	Fjöldi 2013	Fjöldi 2012
Ampicillin	3%	0%	97%	7%	0%	93%	-4%	0%	4%	79	87
Gentamicin*	16%	0%	84%	17%	0%	83%	-1%	0%	1%	79	86
Nitrofurantoin	0%	0%	100%	2%	0%	98%	-2%	0%	2%	77	86
Vancomycin	0%	0%	100%	0%	0%	100%	0%	0%	0%	79	87

***Gentamicin er ekki ætlað til meðhöndlunar á enterókokkum eitt og sér. Næmi fyrir gentamicin gefur því aðeins til kynna synergy með penisillín lyfjum.**

Hlutfall ónæmra stofna (I og R) Enterókokkar

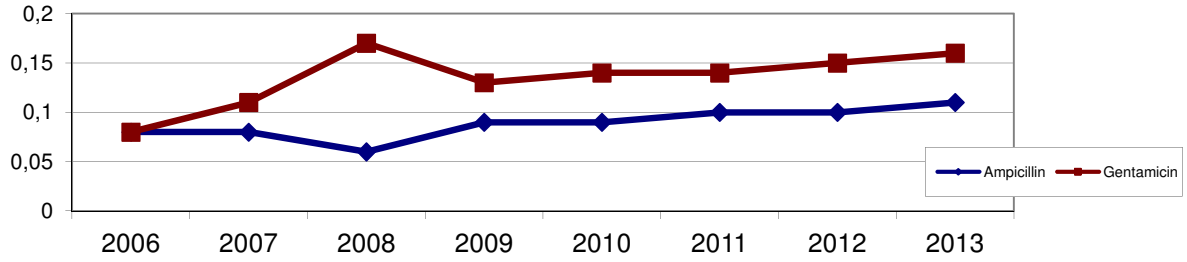

E. coli

Allir stofnar	2013 R	2013 I	2013 S	2012 R	2012 I	2012 S	Munur milli ára R	Munur milli ára I	Munur milli ára S	Fjöldi 2013	Fjöldi 2012
Ampicillin***	43%	0%	57%	44%	3%	53%	-1%	-3%	4%	5677	5606
Mecillinam	7%	0%	93%	6%	1%	93%	1%	-1%	0%	5354	5292
Amoxicillin/clavulanic acid***	12%	0%	88%	17%	4%	79%	-5%	-4%	9%	2961	3000
Piperacillin/tazobactam	1%	2%	97%	3%	4%	93%	-2%	-2%	4%	2952	2946
Cefpodoxime*	4%	<1%	96%	4%	0%	96%	0%	<1%	0%	5583	5607
Cefuroxime**	6%	0%	94%	7%	1%	92%	-1%	-1%	2%	2829	2879
Ceftriaxone	5%	<1%	95%	5%	0%	95%	0%	<1%	0%	2959	3000
Gentamicin	6%	0%	94%	6%	0%	94%	0%	0%	0%	2961	2991
Trimethoprim	23%	<1%	74%	22%	0%	78%	1%	<1%	-4%	5360	5300
Trimethoprim/sulfamethoxazole	22%	<1%	78%	21%	1%	78%	1%	<1%	0%	5677	5607
Nitrofurantoin	2%	1%	97%	2%	1%	97%	0%	0%	0%	5363	5300
Ciprofloxacin	12%	<1%	88%	12%	<1%	88%	0%	<1%	0%	2964	3015

Landspítali legudeildir	2013 R	2013 I	2013 S	2012 R	2012 I	2012 S	Munur milli ára R	Munur milli ára I	Munur milli ára S	Fjöldi 2013	Fjöldi 2012
Ampicillin***	44%	0%	56%	46%	2%	52%	-2%	-2%	4%	1643	1606
Mecillinam	7%	0%	93%	6%	<1%	93%	1%	<1%	0%	1435	1404
Amoxicillin/clavulanic acid***	10%	0%	90%	16%	3%	81%	-6%	-3%	9%	1636	1592
Piperacillin/tazobactam	1%	2%	97%	3%	3%	94%	-2%	-1%	3%	1635	1571
Cefpodoxime*	6%	1%	93%	5%	1%	94%	1%	0%	-1%	1608	1606
Cefuroxime**	6%	0%	94%	6%	1%	93%	0%	-1%	1%	1623	1592
Ceftriaxone	5%	<1%	95%	3%	<1%	97%	2%	<1%	-2%	1637	1595
Gentamicin	5%	<1%	95%	4%	<1%	96%	1%	<1%	-1%	1638	1593
Trimethoprim	25%	0%	75%	24%	0%	76%	1%	0%	-1%	1442	1406
Trimethoprim/sulfamethoxazole	22%	0%	78%	22%	<1%	78%	0%	<1%	0%	1643	1606
Nitrofurantoin	2%	1%	97%	2%	1%	97%	0%	0%	0%	1443	1405
Ciprofloxacin	11%	<1%	89%	12%	<1%	88%	-1%	<1%	1%	1636	1597

Landspítali bráðamóttökur, Læknastofur, Heilsugæslur og aðrar sjúkrastofnanir	2013 R	2013 I	2013 S	2012 R	2012 I	2012 S	Munur milli ára R	Munur milli ára I	Munur milli ára S	Fjöldi 2013	Fjöldi 2012
Ampicillin***	42%	0%	58%	42%	3%	56%	0%	-3%	2%	3662	3536
Mecillinam	6%	<1%	94%	6%	1%	93%	0%	<1%	1%	3553	3426
Cefpodoxime*	3%	<1%	97%	3%	1%	96%	0%	<1%	1%	3606	3537
Trimethoprim	22%	0%	78%	21%	<1%	79%	1%	<1%	-1%	3552	3431
Trimethoprim/sulfamethoxazole	22%	<1%	78%	20%	1%	79%	2%	<1%	-1%	3662	3537
Nitrofurantoin	2%	<1%	98%	2%	1%	97%	0%	<1%	1%	3554	3432
Ciprofloxacin	11%	<1%	89%	12%	<1%	88%	-1%	<1%	1%	1283	1346

Öldrunarstofnanir	2013 R	2013 I	2013 S	2012 R	2012 I	2012 S	Munur milli ára R	Munur milli ára I	Munur milli ára S	Fjöldi 2013	Fjöldi 2012
Ampicillin	56%	0%	44%	56%	4%	41%	0%	-4%	3%	372	464
Mecillinam	12%	0%	88%	11%	1%	89%	1%	-1%	-1%	366	462
Cefpodoxime*	4%	0%	96%	5%	0%	95%	-1%	0%	1%	369	464
Trimethoprim	25%	<1%	75%	26%	1%	73%	-1%	<1%	2%	366	463
Trimethoprim/sulfamethoxazole	22%	1%	77%	24%	1%	75%	-2%	0%	2%	372	464
Nitrofurantoin	8%	1%	91%	6%	1%	93%	2%	0%	-2%	366	463
Ciprofloxacin	25%	0%	75%	38%	1%	61%	-13%	-1%	14%	48	72

***Lyf notað til skimunar fyrir breiðvirkum beta-laktamösum (ESBL)**
****Næmi fyrir cefuroxime miðast við stungulyf**
***** Samkvæmt EUCAST staðli er ekki gert ráð fyrir minnkuðu næmi (I) hjá ampicillin og amoxicillin/clavulanic acid**

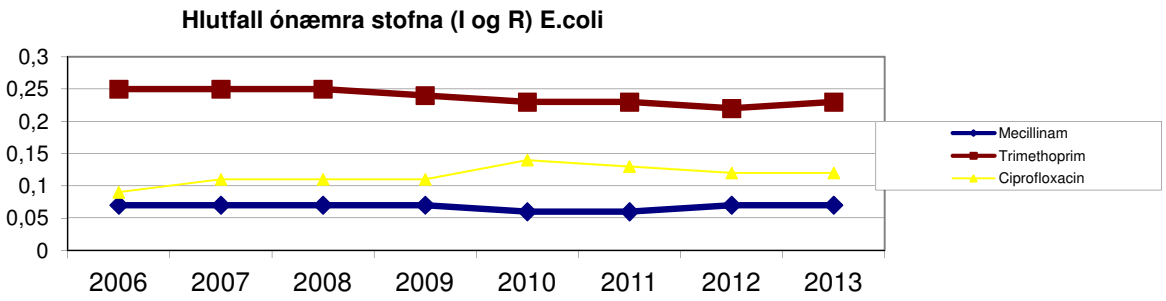

E. coli aldurstengd gögn

	2013			2012			Munur milli ára				
Aldur 0-19 ára	**R**	**I**	**S**	**R**	**I**	**S**	**R**	**I**	**S**	**Fjöldi 2013**	**Fjöldi 2012**
Ampicillin	46%	0%	54%	42%	2%	56%	4%	-2%	-2%	764	706
Mecillinam	8%	<1%	92%	5%	<1%	95%	3%	<1%	-3%	731	676
Cefpodoxime*	3%	<1%	97%	4%	<1%	96%	-1%	<1%	1%	751	706
Trimethoprim	22%	<1%	78%	21%	0%	79%	1%	<1%	-1%	731	677
Trimethoprim/sulfamethoxazole	20%	0%	80%	19%	1%	80%	1%	-1%	0%	764	706
Nitrofurantoin	1%	<1%	99%	0%	1%	99%	1%	<1%	0%	730	677
Ciprofloxacin	1%	<1%	99%	3%	<1%	96%	-2%	<1%	3%	385	338

	2013			2012			Munur milli ára				
Aldur 20-59 ára	**R**	**I**	**S**	**R**	**I**	**S**	**R**	**I**	**S**	**Fjöldi 2013**	**Fjöldi 2012**
Ampicillin	41%	0%	59%	39%	3%	58%	2%	-3%	1%	1827	1854
Mecillinam	4%	0%	96%	6%	<1%	94%	-2%	<1%	2%	1691	1719
Cefpodoxime*	5%	<1%	95%	4%	0%	96%	1%	<1%	-1%	1800	1855
Trimethoprim	23%	0%	77%	20%	0%	80%	3%	0%	-3%	1689	1719
Trimethoprim/sulfamethoxazole	22%	<1%	78%	19%	<1%	81%	3%	<1%	-3%	1827	1855
Nitrofurantoin	1%	<1%	99%	1%	1%	98%	0%	<1%	1%	1692	1720
Ciprofloxacin	12%	0%	88%	11%	0%	89%	1%	0%	-1%	845	906

	2013			2012			Munur milli ára				
Aldur 60 ára og eldri	**R**	**I**	**S**	**R**	**I**	**S**	**R**	**I**	**S**	**Fjöldi 2013**	**Fjöldi 2012**
Ampicillin	44%	0%	56%	48%	2%	50%	-4%	-2%	6%	3081	3035
Mecillinam	7%	<1%	93%	7%	1%	92%	0%	<1%	1%	2928	2886
Cefpodoxime*	4%	<1%	96%	4%	1%	95%	0%	<1%	1%	3027	3035
Trimethoprim	24%	<1%	76%	24%	0%	76%	0%	<1%	0%	2937	2893
Trimethoprim/sulfamethoxazole	22%	<1%	78%	22%	<1%	78%	0%	<1%	0%	3081	3035
Nitrofurantoin	3%	1%	96%	3%	1%	96%	0%	0%	0%	2937	2892
Ciprofloxacin	13%	<1%	86%	15%	<1%	85%	-2%	<1%	1%	1751	1760

***Lyf notað til skimunar fyrir breiðvirkum beta-laktamösum (ESBL)**

Enterobacteriaceae aðrar en E.coli

Allir stofnar	2013 R	2013 I	2013 S	2012 R	2012 I	2012 S	Munur milli ára R	Munur milli ára I	Munur milli ára S	Fjöldi 2013	Fjöldi 2012
Ampicillin	78%	0%	22%	77%	<1%	23%	1%	<1%	-1%	2004	1842
Mecillinam	6%	<1%	94%	9%	1%	90%	-3%	<1%	4%	1070	263
Amoxicillin/clavulanic acid	36%	0%	64%	37%	1%	62%	-1%	-1%	2%	1358	1286
Cefpodoxime*	9%	2%	89%	9%	3%	88%	0%	-1%	1%	1915	1796
Cefuroxime**	10%	0%	90%	13%	1%	86%	-3%	-1%	4%	799	847
Ceftriaxone	7%	2%	91%	8%	1%	91%	-1%	1%	0%	1402	1330
Gentamicin	2%	0%	98%	2%	<1%	98%	0%	<1%	0%	1352	1286
Trimethoprim	20%	3%	77%	23%	4%	73%	-3%	-1%	4%	1586	1406
Trimethoprim/sulfamethoxazole	12%	1%	87%	13%	2%	85%	-1%	-1%	2%	2006	1842
Nitrofurantoin	44%	8%	48%	46%	9%	45%	-2%	-1%	3%	1586	1408
Ciprofloxacin	3%	1%	96%	4%	1%	95%	-1%	0%	1%	1406	1344

Landspítali legudeildir	2013 R	2013 I	2013 S	2012 R	2012 I	2012 S	Munur milli ára R	Munur milli ára I	Munur milli ára S	Fjöldi 2013	Fjöldi 2012
Ampicillin	88%	0%	12%	87%	1%	12%	1%	-1%	0%	871	820
Mecillinam	4%	0%	96%	9%	1%	90%	-5%	-1%	6%	376	104
Amoxicillin/clavulanic acid	37%	0%	63%	40%	1%	59%	-3%	-1%	4%	866	815
Cefpodoxime*	13%	3%	84%	15%	4%	81%	-2%	-1%	3%	840	814
Cefuroxime**	10%	0%	90%	15%	1%	84%	-5%	-1%	6%	524	566
Ceftriaxone	7%	2%	91%	10%	1%	89%	-3%	1%	2%	870	819
Gentamicin	2%	0%	98%	2%	<1%	98%	0%	<1%	0%	866	815
Trimethoprim	18%	3%	79%	23%	5%	72%	-5%	-2%	7%	588	522
Trimethoprim/sulfamethoxazole	10%	1%	89%	14%	1%	85%	-4%	0%	4%	873	820
Nitrofurantoin	35%	8%	54%	41%	11%	48%	-6%	-3%	6%	588	522
Ciprofloxacin	2%	<1%	98%	4%	1%	95%	-2%	<1%	3%	868	820

Landspítali bráðamóttökur, Læknastofur, Heilsugæslur og aðrar sjúkrastofnanir	2013 R	2013 I	2013 S	2012 R	2012 I	2012 S	Munur milli ára R	Munur milli ára I	Munur milli ára S	Fjöldi 2013	Fjöldi 2012
Ampicillin	76%	0%	24%	75%	<1%	25%	1%	<1%	-1%	853	755
Mecillinam	5%	<1%	95%	5%	2%	94%	0%	-1%	1%	475	107
Amoxicillin/clavulanic acid	34%	0%	66%	31%	1%	68%	3%	-1%	-2%	431	405
Cefpodoxime*	6%	2%	92%	5%	3%	92%	1%	-1%	0%	798	715
Cefuroxime**	10%	0%	90%	9%	1%	90%	1%	-1%	0%	254	255
Ceftriaxone	7%	1%	92%	4%	1%	95%	3%	0%	-3%	475	446
Gentamicin	3%	0%	97%	1%	1%	98%	2%	-1%	-1%	428	405
Trimethoprim	18%	3%	79%	19%	3%	78%	-1%	0%	1%	723	620
Trimethoprim/sulfamethoxazole	11%	1%	88%	11%	2%	87%	0%	-1%	1%	853	755
Nitrofurantoin	42%	9%	49%	40%	9%	51%	2%	0%	-2%	723	622
Ciprofloxacin	4%	1%	95%	3%	2%	95%	1%	-1%	0%	476	451

Öldrunarstofnanir	2013 R	2013 I	2013 S	2012 R	2012 I	2012 S	Munur milli ára R	Munur milli ára I	Munur milli ára S	Fjöldi 2013	Fjöldi 2012
Ampicillin	54%	0%	46%	52%	1%	47%	2%	-1%	-1%	280	267
Mecillinam	9%	0%	91%	17%	2%	81%	-8%	-2%	10%	218	52
Cefpodoxime*	5%	3%	93%	4%	1%	95%	1%	2%	-2%	277	267
Trimethoprim	28%	3%	69%	30%	6%	64%	-2%	-3%	5%	275	264
Trimethoprim/sulfamethoxazole	21%	1%	78%	17%	3%	80%	4%	-2%	-2%	280	267
Nitrofurantoin	66%	4%	30%	70%	5%	25%	-4%	-1%	5%	275	264
Ciprofloxacin	16%	5%	79%	11%	3%	86%	5%	2%	-7%	62	73

***Lyf notað til skimunar fyrir breiðvirkum beta-laktamösum (ESBL)**
**** Næmi cefuroxime miðast við stungulyf**

Hlutfall ónæmra stofna (I og R) Enterobacteriaceae aðrar en E.coli

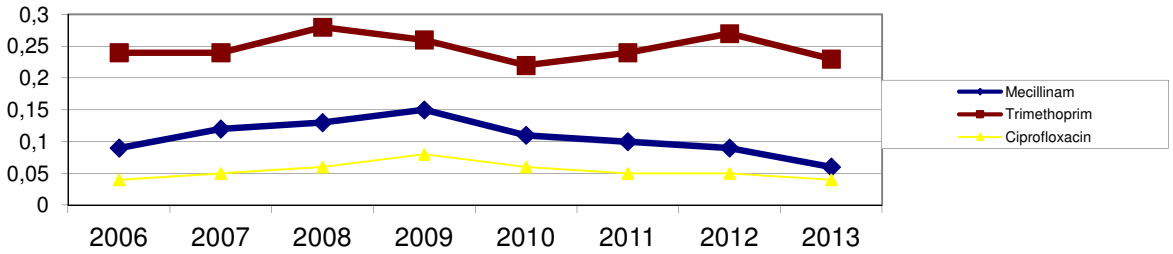

Enterobacteriaceae aðrar en E.coli aldurstengd gögn

	2013			2012			Munur milli ára				
Aldur 0-19 ára	**R**	**I**	**S**	**R**	**I**	**S**	**R**	**I**	**S**	**Fjöldi 2013**	**Fjöldi 2012**
Ampicillin	69%	0%	31%	72%	1%	27%	-3%	-1%	4%	132	124
Mecillinam	6%	0%	94%	7%	0%	93%	-1%	0%	1%	65	68
Amoxicillin/clavulanic acid	42%	0%	58%	44%	1%	55%	-2%	-1%	3%	90	98
Cefpodoxime*	16%	1%	83%	17%	4%	79%	-1%	-3%	4%	119	119
Cefuroxime**	16%	0%	84%	20%	0%	80%	-4%	0%	4%	51	64
Ceftriaxone	13%	2%	85%	11%	1%	88%	2%	1%	-3%	100	103
Gentamicin	2%	0%	98%	1%	1%	98%	1%	-1%	0%	89	98
Trimethoprim	19%	4%	77%	30%	1%	68%	-11%	3%	9%	96	82
Trimethoprim/sulfamethoxazole	15%	1%	84%	13%	3%	84%	2%	-2%	0%	132	124
Nitrofurantoin	51%	7%	42%	45%	7%	48%	6%	0%	-6%	96	82
Ciprofloxacin	2%	0%	98%	6%	3%	91%	-4%	-3%	7%	99	103

	2013			2012			Munur milli ára				
Aldur 20-59 ára	**R**	**I**	**S**	**R**	**I**	**S**	**R**	**I**	**S**	**Fjöldi 2013**	**Fjöldi 2012**
Ampicillin	82%	0%	18%	79%	0%	21%	3%	0%	-3%	429	387
Mecillinam	5%	0%	95%	5%	1%	94%	0%	-1%	1%	185	180
Amoxicillin/clavulanic acid	42%	0%	58%	41%	1%	58%	1%	-1%	0%	271	265
Cefpodoxime*	6%	3%	91%	8%	3%	89%	-2%	0%	2%	388	360
Cefuroxime**	5%	0%	95%	15%	1%	84%	-10%	-1%	11%	145	186
Ceftriaxone	5%	1%	94%	8%	0%	92%	-3%	1%	2%	303	292
Gentamicin	1%	0%	99%	2%	0%	98%	-1%	0%	1%	272	266
Trimethoprim	17%	1%	82%	17%	3%	80%	0%	-2%	2%	290	246
Trimethoprim/sulfamethoxazole	8%	1%	91%	11%	1%	89%	-3%	0%	2%	429	387
Nitrofurantoin	35%	10%	55%	37%	10%	53%	-2%	0%	2%	290	247
Ciprofloxacin	2%	1%	97%	5%	0%	95%	-3%	1%	2%	303	293

	2013			2012			Munur milli ára				
Aldur 60 ára og eldri	**R**	**I**	**S**	**R**	**I**	**S**	**R**	**I**	**S**	**Fjöldi 2013**	**Fjöldi 2012**
Ampicillin	77%	0%	23%	77%	0%	23%	0%	0%	0%	1443	1330
Mecillinam	6%	<1%	94%	7%	0%	93%	-1%	<1%	1%	820	792
Amoxicillin/clavulanic acid	34%	0%	66%	35%	1%	64%	-1%	-1%	2%	997	922
Cefpodoxime*	9%	2%	89%	9%	3%	88%	0%	-1%	1%	1408	1316
Cefuroxime**	11%	0%	89%	12%	2%	86%	-1%	-2%	3%	603	596
Ceftriaxone	7%	2%	91%	9%	1%	91%	-2%	1%	0%	1000	934
Gentamicin	3%	0%	97%	2%	0%	98%	1%	0%	-1%	991	921
Trimethoprim	21%	3%	76%	23%	5%	72%	-2%	-2%	4%	1200	1077
Trimethoprim/sulfamethoxazole	13%	1%	86%	14%	2%	84%	-1%	-1%	2%	1445	1330
Nitrofurantoin	45%	8%	47%	48%	9%	43%	-3%	-1%	4%	1200	1078
Ciprofloxacin	4%	1%	95%	4%	1%	95%	0%	0%	0%	1004	947

***Lyf notað til skimunar fyrir breiðvirkum beta-laktamösum (ESBL)**
****Næmi fyrir cefuroxime miðast við stungulyf**

Pseudomonas aeruginosa

Allir stofnar	2013 R	2013 I	2013 S	2012 R	2012 I	2012 S	Munur milli ára R	Munur milli ára I	Munur milli ára S	Fjöldi 2013	Fjöldi 2012
Piperacillin	7%	0%	93%	9%	0%	91%	-2%	0%	2%	560	606
Ceftazidime	4%	0%	96%	5%	<1	95%	-1%	<1%	1%	560	606
Meropenem	5%	5%	90%	6%	5%	89%	-1%	0%	1%	561	606
Gentamicin	3%	0%	97%	2%	<1	98%	1%	<1%	-1%	560	605
Tobramycin	0%	0%	100%	1%	0%	99%	-1%	0%	1%	560	606
Ciprofloxacin	7%	2%	91%	13%	2%	85%	-6%	0%	6%	560	606

Landspítali legudeildir	2013 R	2013 I	2013 S	2012 R	2012 I	2012 S	Munur milli ára R	Munur milli ára I	Munur milli ára S	Fjöldi 2013	Fjöldi 2012
Piperacillin	9%	0%	91%	8%	0%	92%	1%	0%	-1%	306	315
Ceftazidime	6%	0%	94%	4%	0%	96%	2%	0%	-2%	306	315
Meropenem	7%	5%	88%	6%	4%	90%	1%	1%	-2%	307	315
Gentamicin	4%	0%	96%	3%	0%	97%	1%	0%	-1%	306	315
Tobramycin	0%	0%	100%	1%	0%	99%	-1%	0%	1%	306	315
Ciprofloxacin	10%	1%	89%	14%	1%	85%	-4%	0%	4%	306	315

Landspítali bráðamóttökur, Læknastofur, Heilsugæslur og aðrar sjúkrastofnanir	2013 R	2013 I	2013 S	2012 R	2012 I	2012 S	Munur milli ára R	Munur milli ára I	Munur milli ára S	Fjöldi 2013	Fjöldi 2012
Piperacillin	4%	0%	96%	9%	0%	91%	-5%	0%	5%	210	229
Ceftazidime	2%	0%	98%	5%	<1%	95%	-3%	<1%	3%	210	229
Meropenem	4%	4%	92%	6%	6%	88%	-2%	-2%	4%	210	229
Gentamicin	2%	0%	98%	1%	1%	98%	1%	-1%	0%	210	228
Tobramycin	0%	0%	100%	<1%	0%	>99%	<1%	0%	<1%	210	229
Ciprofloxacin	5%	2%	93%	9%	2%	89%	-4%	0%	4%	210	229

Öldrunarstofnanir	2013 R	2013 I	2013 S	2012 R	2012 I	2012 S	Munur milli ára R	Munur milli ára I	Munur milli ára S	Fjöldi 2013	Fjöldi 2012
Piperacillin	9%	0%	91%	11%	0%	89%	-2%	0%	2%	44	62
Ceftazidime	4%	0%	96%	5%	0%	95%	-1%	0%	1%	44	62
Meropenem	5%	4%	91%	5%	10%	85%	0%	-6%	6%	44	62
Gentamicin	2%	0%	98%	2%	0%	98%	0%	0%	0%	44	62
Tobramycin	0%	0%	100%	0%	0%	100%	0%	0%	0%	44	62
Ciprofloxacin	5%	0%	95%	21%	3%	76%	-16%	-3%	19%	44	62

Hlutfall ónæmra stofna (I og R) P. aeruginosa

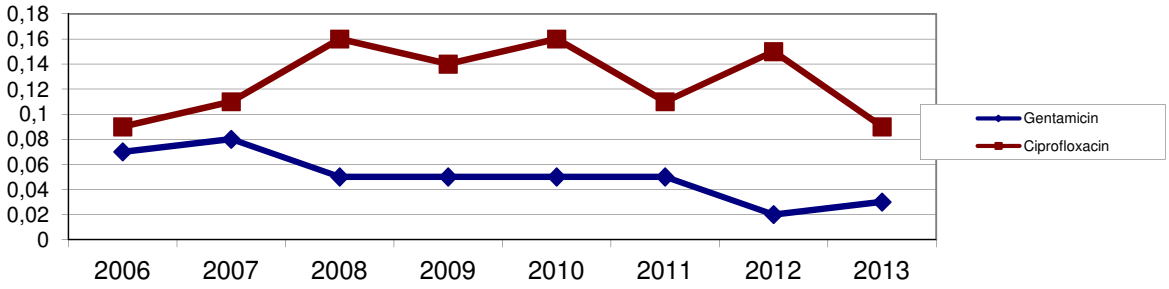

Haemophilus influenzae

Allir stofnar	2013 R	2013 I	2013 S	Fjöldi 2013	Fjöldi 2012
Cefuroxime*	28%	<1%	72%	704	1035
Tetracycline	1%	0%	99%	706	1034
Trimethoprim/sulfamethoxazole	23%	1%	76%	706	1034

Landspítali legudeildir	2013 R	2013 I	2013 S	Fjöldi 2013	Fjöldi 2012
Cefuroxime*	31%	1%	68%	166	184
Tetracycline	2%	0%	98%	165	183
Trimethoprim/sulfamethoxazole	28%	1%	71%	165	183

Aðrir	2013 R	2013 I	2013 S	Fjöldi 2013	Fjöldi 2012
Cefuroxime*	27%	<1%	73%	538	851
Tetracycline	0%	0%	100%	541	851
Trimethoprim/sulfamethoxazole	21%	2%	77%	541	851

**** Næmi fyrir cefuroxime miðast við stungulyf. Ný viðmið í EUCAST staðli skýra aukið ónæmi.**
Breyting á framkvæmd næmisprófa á árinu gera samanburð á milli ára ómarktækan.
19% stofnanna mynduðu beta-laktamasa og eru því ónæmir fyrir penicillin og amoxicillin. Amoxicillin/clavulanic sýra virkar í flestum tilvikum á beta-laktamasamyndandi stofna.

Neisseria meningitidis

	2013			2012			Munur milli ára				
Allir stofnar	R	I	S	R	I	S	R	I	S	Fjöldi 2013	Fjöldi 2012
Penicillin G	50%	0%	50%	0%	100%	0%	50%	-100%	50%	2	3
Ceftriaxone	0%	0%	100%	0%	0%	100%	0%	0%	0%	2	3
Sulfonamides	100%	0%	0%	100%	0%	0%	0%	0%	0%	1	1
Rifampin	0%	0%	100%	0%	0%	100%	0%	0%	0%	1	2

Salmonella

Allir stofnar	2013 R	2013 I	2013 S	2012 R	2012 I	2012 S	Munur milli ára R	Munur milli ára I	Munur milli ára S	Fjöldi 2013	Fjöldi 2012
Ampicillin	14%	0%	86%	15%	0%	85%	-1%	0%	1%	49	41
Ceftriaxone	0%	0%	100%	5%	0%	95%	-5%	0%	5%	49	41
Chloramphenicol	2%	0%	98%	7%	0%	93%	-5%	0%	5%	49	41
Trimethoprim/sulfamethoxazole	8%	0%	92%	5%	0%	95%	3%	0%	-3%	49	41
Nalidixic sýra	*	*	*	0%	0%	100%	*	*	*	*	4
Ciprofloxacin	4%	0%	96%	0%	0%	100%	4%	0%	-4%	49	41

*Ekki gert

Innlent smit	2013 R	2013 I	2013 S	2012 R	2012 I	2012 S	Munur milli ára R	Munur milli ára I	Munur milli ára S	Fjöldi 2013	Fjöldi 2012
Ampicillin	8%	0%	92%	6%	0%	94%	2%	0%	-2%	13	17
Ceftriaxone	0%	0%	100%	6%	0%	94%	-6%	0%	6%	13	17
Chloramphenicol	0%	0%	100%	0%	0%	100%	0%	0%	0%	13	17
Trimethoprim/sulfamethoxazole	8%	0%	92%	6%	0%	94%	2%	0%	-2%	13	17
Nalidixic sýra	*	*	*	0%	0%	100%	*	*	*	*	2
Ciprofloxacin	0%	0%	100%	0%	0%	100%	0%	0%	0%	13	17

*Ekki gert

Erlent smit	2013 R	2013 I	2013 S	2012 R	2012 I	2012 S	Munur milli ára R	Munur milli ára I	Munur milli ára S	Fjöldi 2013	Fjöldi 2012
Ampicillin	16%	0%	84%	19%	0%	81%	-3%	0%	3%	32	16
Ceftriaxone	0%	0%	100%	6%	0%	94%	-6%	0%	6%	32	16
Chloramphenicol	3%	0%	97%	12%	0%	88%	-9%	0%	9%	32	16
Trimethoprim/sulfamethoxazole	9%	0%	91%	6%	0%	94%	3%	0%	-3%	32	16
Nalidixic sýra	*	*	*	0%	0%	100%	*	*	*	*	1
Ciprofloxacin	6%	0%	94%	0%	0%	100%	6%	0%	-6%	32	16

*Ekki gert

Campylobacter

Allir stofnar	2013 R	2013 I	2013 S	2012 R	2012 I	2012 S	Munur milli ára R	Munur milli ára I	Munur milli ára S	Fjöldi 2013	Fjöldi 2012
Erythromycin	1%	1%	98%	4%	0%	96%	-3%	1%	2%	100	75
Ciprofloxacin	44%	0%	56%	55%	0%	45%	-11%	0%	11%	100	75

Innlent smit	2013 R	2013 I	2013 S	2012 R	2012 I	2012 S	Munur milli ára R	Munur milli ára I	Munur milli ára S	Fjöldi 2013	Fjöldi 2012
Erythromycin	0%	0%	100%	0%	0%	100%	0%	0%	0%	50	24
Ciprofloxacin	6%	0%	94%	29%	0%	71%	-23%	0%	23%	50	24

Erlent smit	2013 R	2013 I	2013 S	2012 3	2012 I	2012 S	Munur milli ára R	Munur milli ára I	Munur milli ára S	Fjöldi 2013	Fjöldi 2012
Erythromycin	0%	2%	98%	3%	0%	97%	-3%	2%	1%	41	33
Ciprofloxacin	88%	0%	12%	76%	0%	24%	12%	0%	-12%	41	33
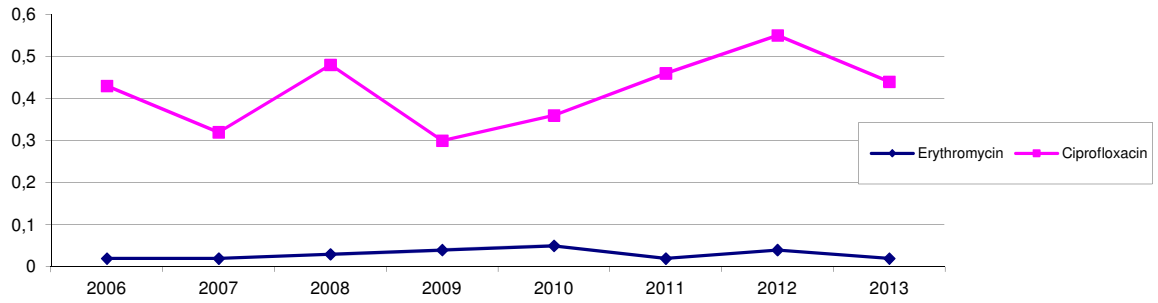
Hlutfall ónæmra stofna (I og R) Campylobacter